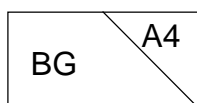


Double Dutch Rose

A Series Quilt in 4 Parts

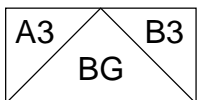
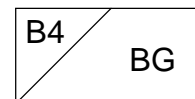
Part 3: Sewing Outer "Ring" of Blocks

All blocks in this part are foundation pieced according to the small block diagrams below. The letters and numbers in the diagrams indicate color placement, as seen from the RIGHT SIDE of the block, (Color placement is also shown on the foundation patterns, as well as piecing order.) If following Color Scheme 1, use the full letter and number designation to select the correct shade -- for example, "A2" indicates the medium-light shade of color A. For Color Scheme 2, simply note whether a pieced area uses Color A, Color B or Background -- disregard the number shown after the letter indicating the color.



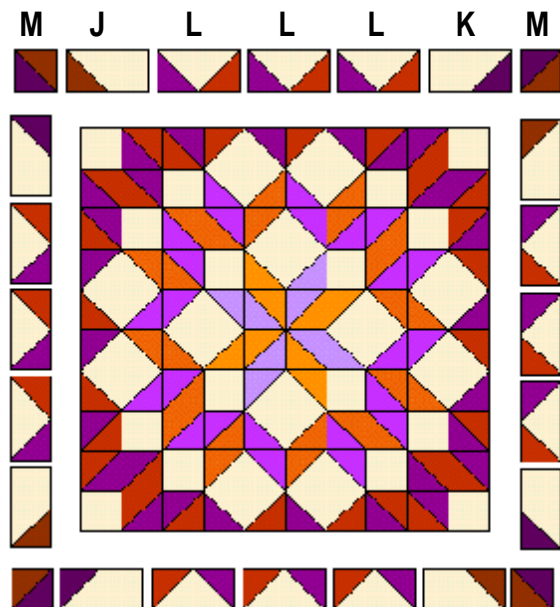
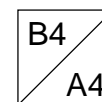
Block J (rectangle with 1 right triangle): Sew 4 identical blocks, following the color designations at left.

Block K (rectangle with 1 right triangle, mirror image of Block J): Sew 4 identical blocks, following the color designations at right.



Block L (rectangle with 2 right triangles): Sew 12 identical blocks, following the color designations at left.

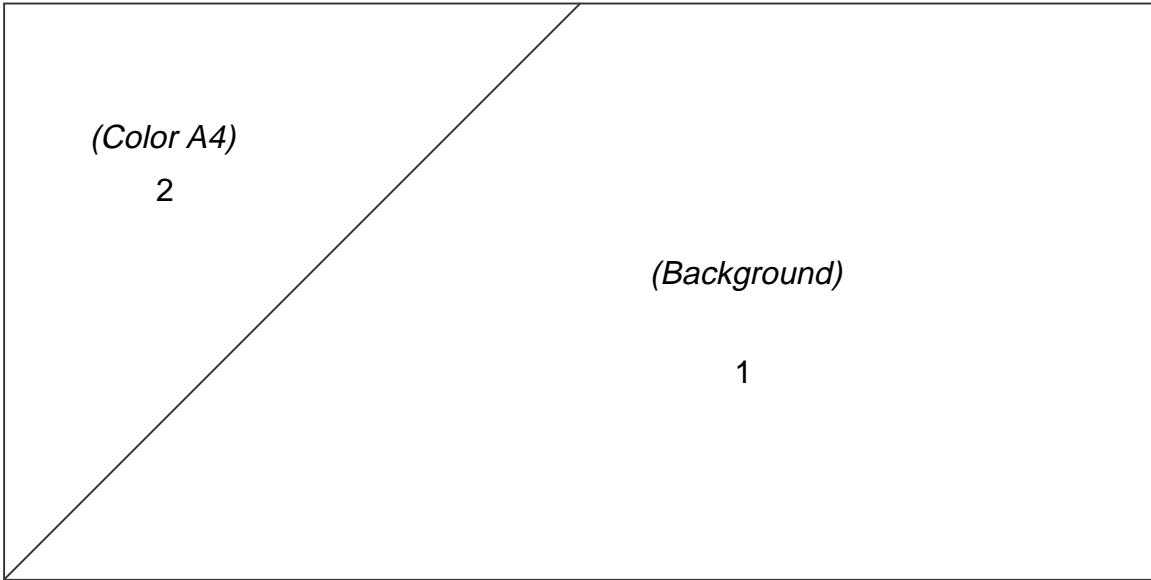
Block M (corner square): Sew 4 identical blocks, following the color designations at right.



Lay out your finished work from last time and all Part 3 blocks as shown at left. Watch your orientation and color placement carefully! The letters along the top row indicate the block designations. Each side is identical: Blocks J, L, L, L, K, with Blocks M in each corner. Sew the two side rows of blocks, then sew these to each side of the quilt center. Sew the top and bottom rows of blocks (including corner blocks). Sew these rows to top and bottom of quilt center.

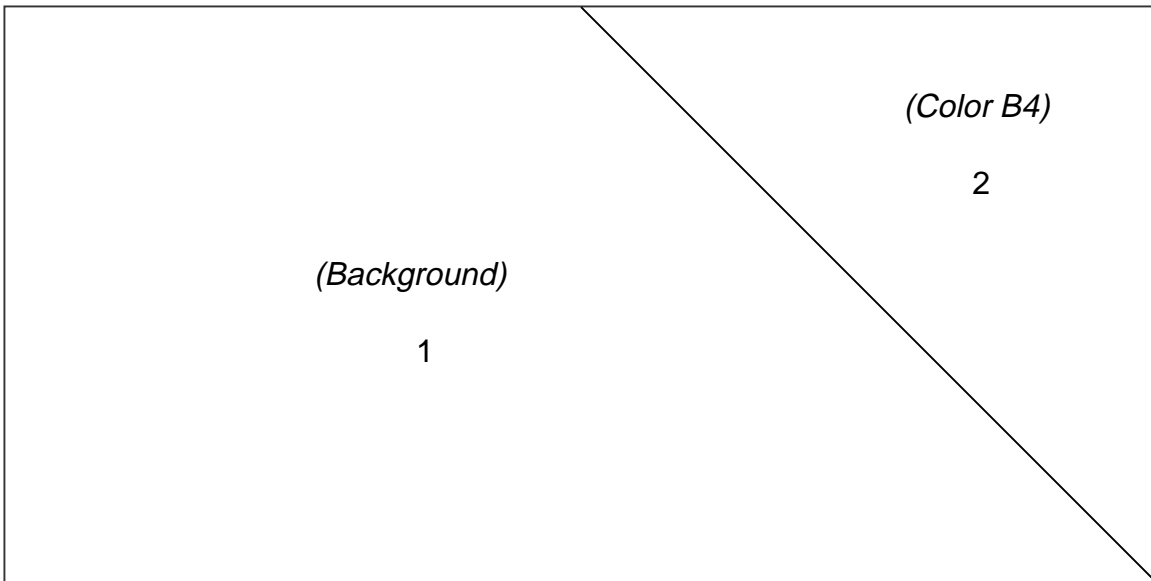
I hope you've been keeping up with the pieced border as instructed in Part 1. See you next month!

Block J -- Double Dutch Rose



©2000 Piece By Number -- Personal Use Only

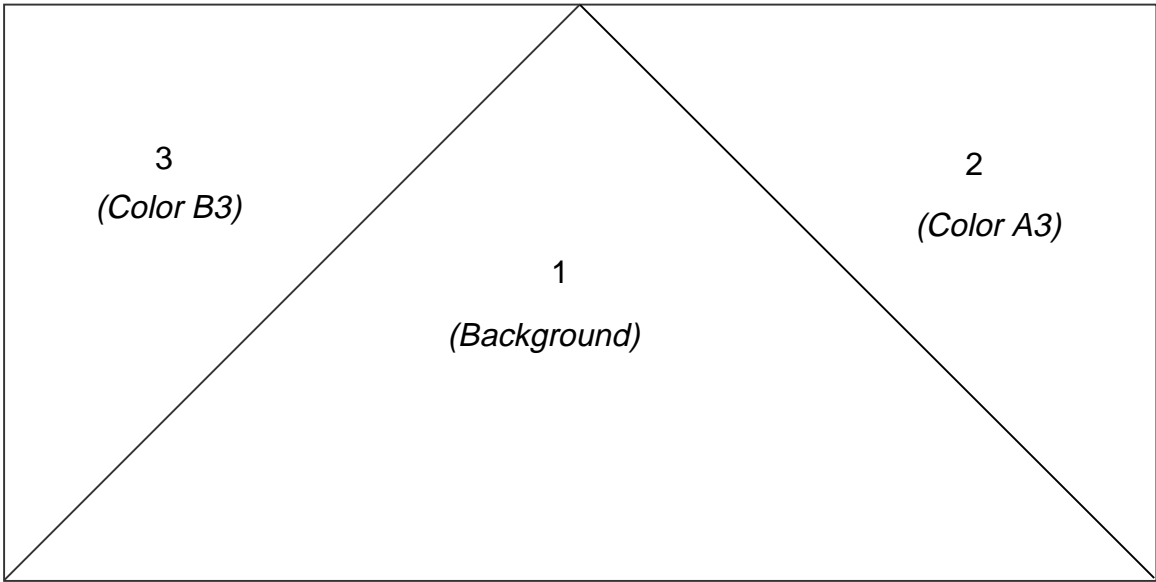
Block K -- Double Dutch Rose



©2000 Piece By Number -- Personal Use Only

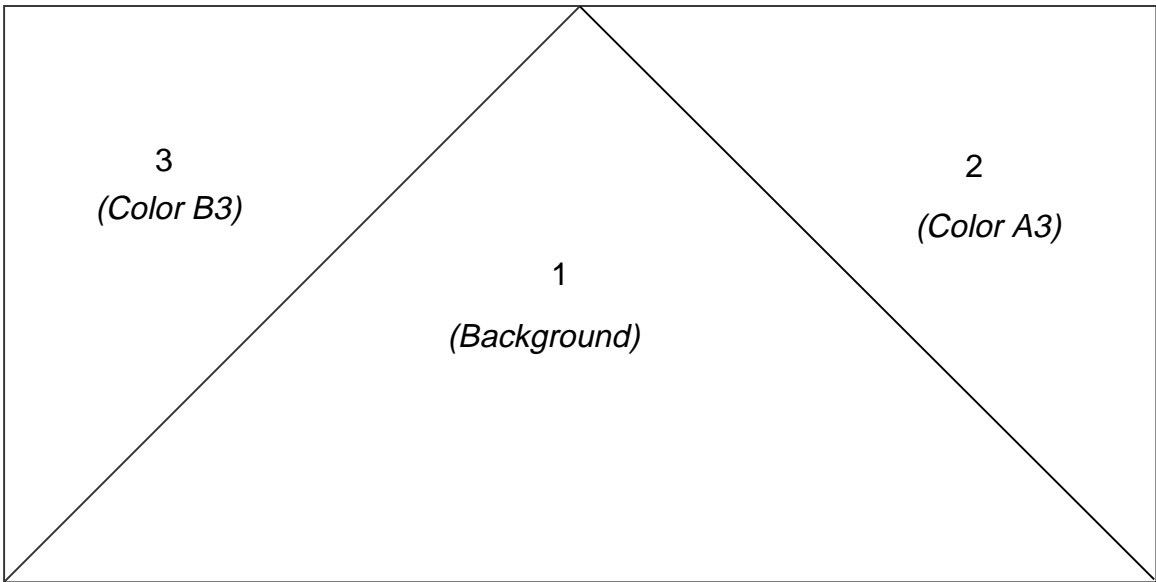
COPY/PRINT THIS PAGE 4 TIMES

Block L-- Double Dutch Rose



©2000 Piece By Number -- Personal Use Only

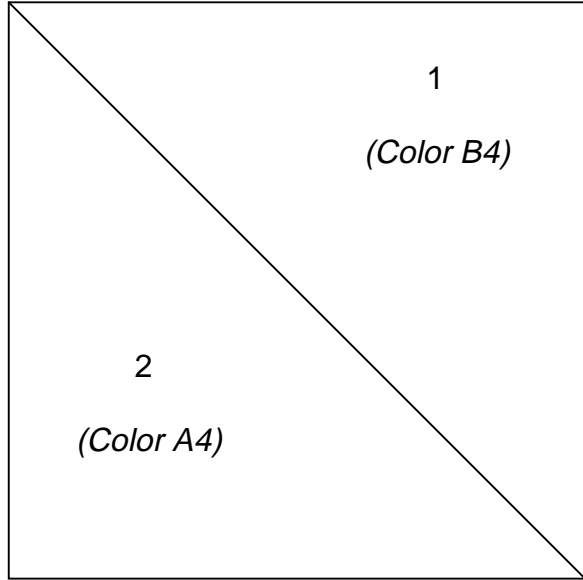
Block L-- Double Dutch Rose



©2000 Piece By Number -- Personal Use Only

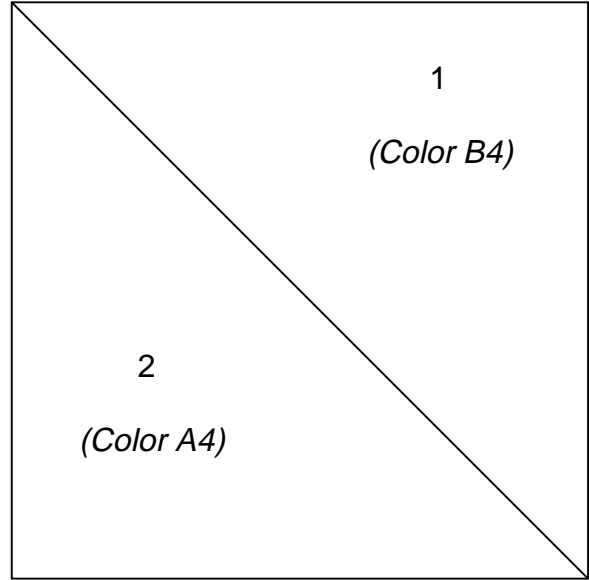
COPY/PRINT THIS PAGE 6 TIMES

Block M -- Double Dutch Rose



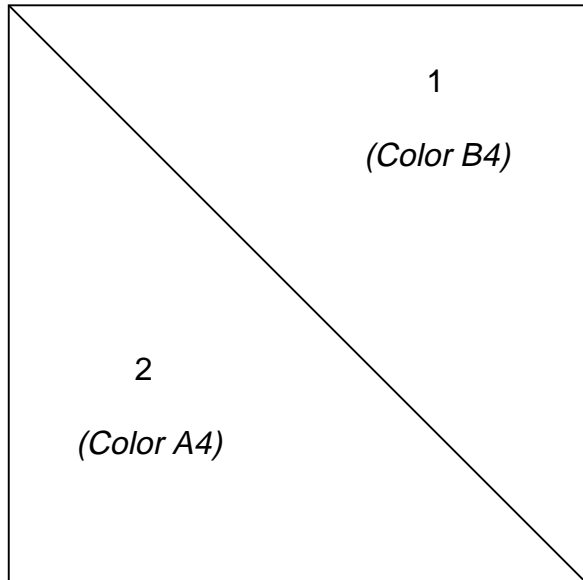
©2000 Piece By Number -- Personal Use Only

Block M -- Double Dutch Rose



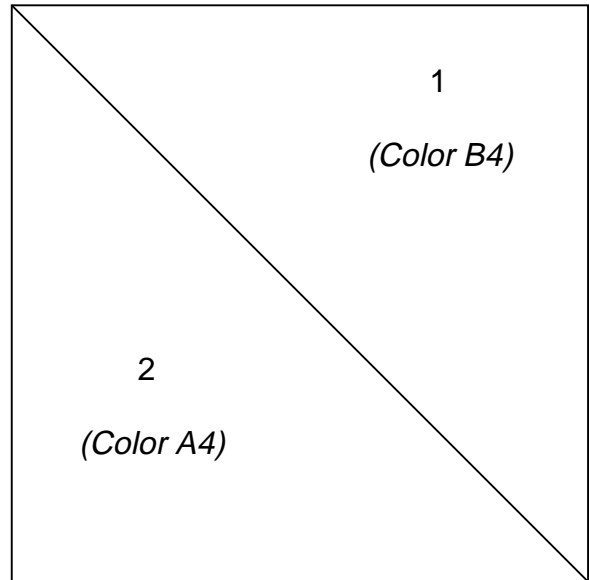
©2000 Piece By Number -- Personal Use Only

Block M -- Double Dutch Rose



©2000 Piece By Number -- Personal Use Only

Block M -- Double Dutch Rose



©2000 Piece By Number -- Personal Use Only

COPY/PRINT THIS PAGE 1 TIME