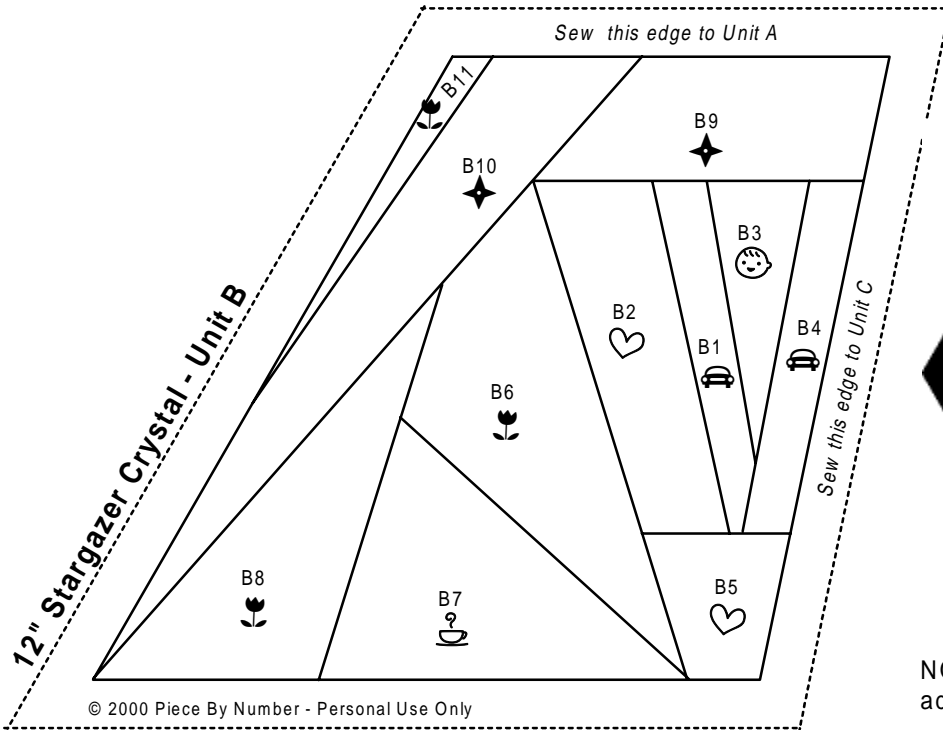


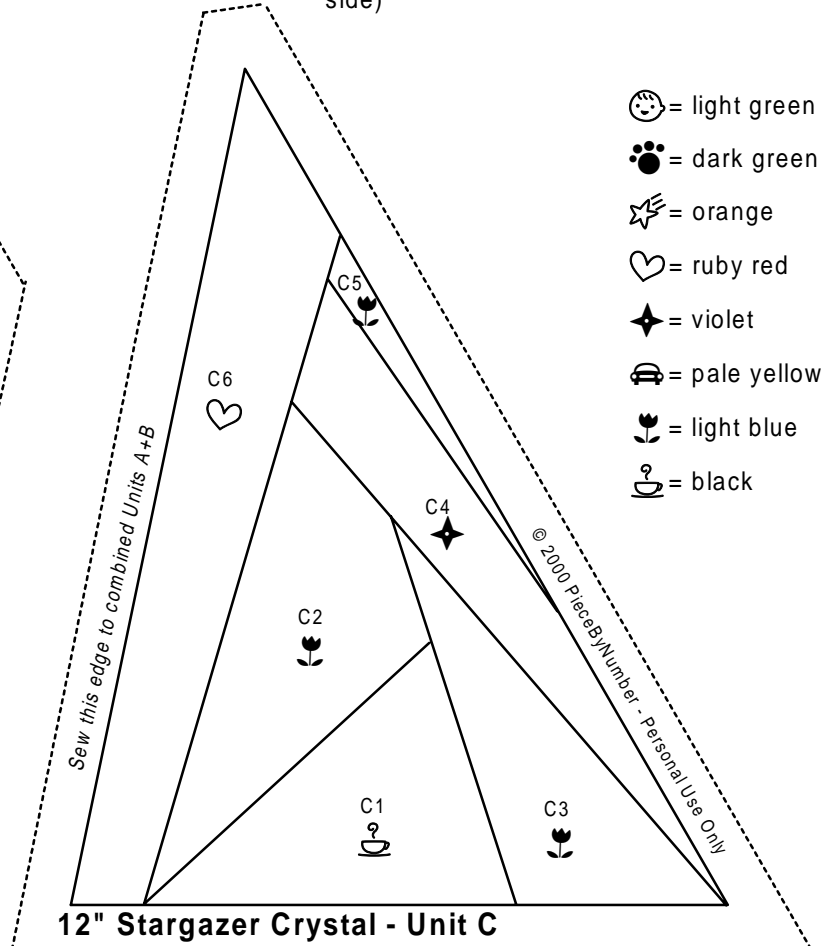
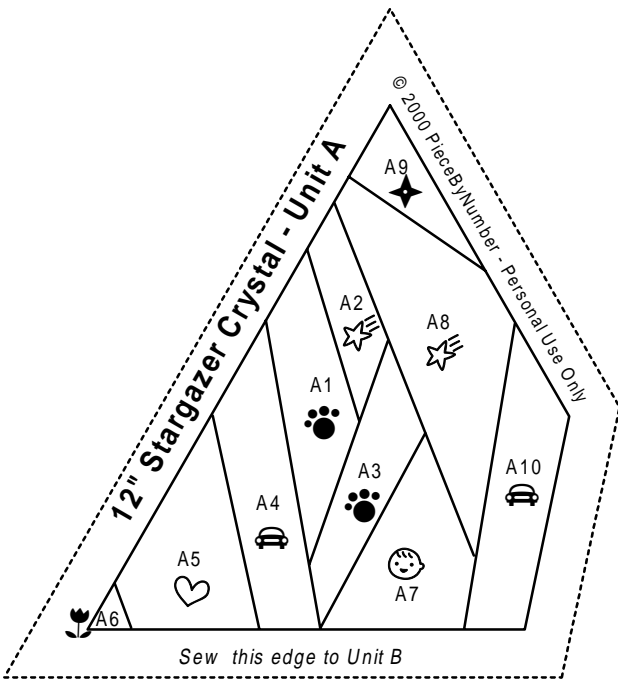
Piece By Number

STARGAZER CRYSTAL



NOTE: Picture above shows block with additional border surrounding.

For each 12" hexagonal block, stitch 6 identical triangle blocks made from Units A, B and C on this page. (12" finished size, as measured from midpoint of one side to midpoint of opposite side)



- = light green
- = dark green
- = orange
- = ruby red
- = violet
- = pale yellow
- = light blue
- = black

© Copyright 2000 Piece By Number For personal use only. May be shared with others in original form (with copyright and Piece By Number name shown intact). Pattern not to be reproduced or distributed for sale nor used for items produced for sale without prior written permission.

<http://piecebynumber.com>
 email: beth@piecebynumber.com

STARGAZER CRYSTAL

Coloring Page

Some ideas for using the Stargazer Crystal block:

- * Add a 1-1/2" border all around each block for a unique set of placemats.
- * Make an unusual totebag or handbag (attach straps to top two "corners" of the hexagon).
- * Enlarge the block 200% (or more) for a table centerpiece or small wallhanging.
- * For a quilt, set the blocks in a Grandmother's Flower Garden arrangement, or with equilateral triangles as spacers.

